

Traditional Christmas Carols

PC-80

Key Maps With Standard Chord Symbols



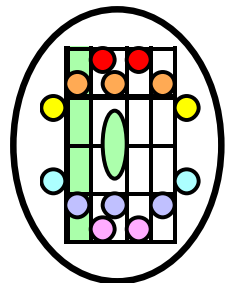
Note Colors
White notes are 1 beat long
- or multiples of 1 beat.

Fractional beat notes (and their multiples)
are highlighted with the colors shown
here. The numbers in the notes shown here are
the denominators of the beat fractions.

2

4

**From the Music
Innovator's Workshop**



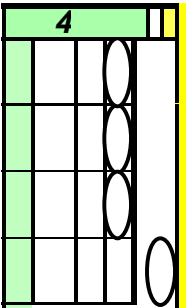
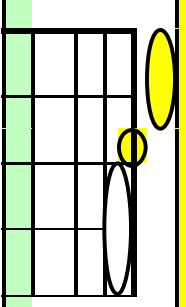
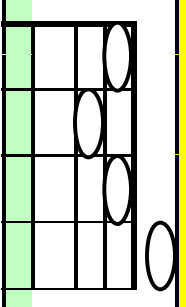
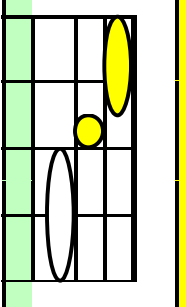
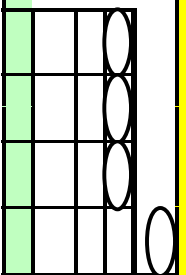

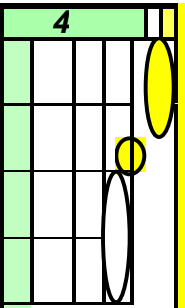
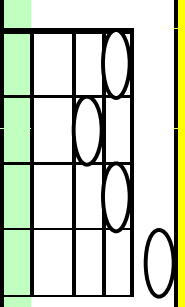
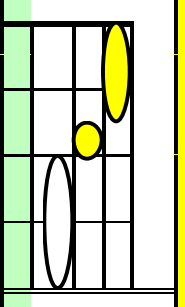
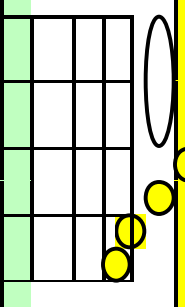
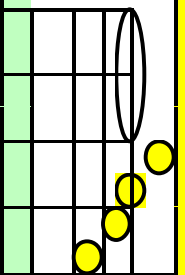

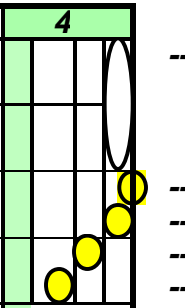

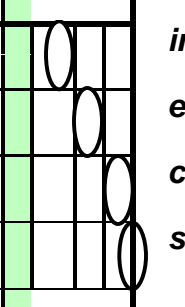
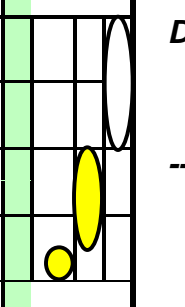
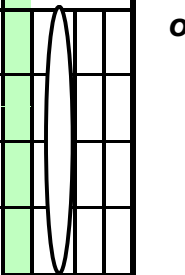

Contents

<i>Angels We Have Heard on High</i>	3
<i>Silent Night</i>	4
<i>The First Noel</i>	6
<i>God Rest Ye Merry Gentlemen</i>	8
<i>O Come All Ye Faithful</i>	10
<i>O Little Town of Bethlehem</i>	12

Angels We Have Heard on High

Joyfully *b: 1*

Traditional French Tune

<p><i>F</i></p>  <p><i>Am</i></p>  <p><i>Gm</i></p>  <p><i>C</i></p>  <p><i>F</i></p>  <p><i>C</i></p>  <p><i>F</i></p> <p><i>Dm</i></p> <p><i>Am</i></p>	<p>An- gels we have heard, on high, Sing- ing sweet- ly o'er the plains, And the moun- tains</p>	<p><i>Gm</i></p>  <p><i>C</i></p>  <p><i>F</i></p>  <p><i>Dm</i></p>  <p><i>C</i></p>  <p><i>F</i></p>  <p><i>C</i></p> <p><i>Dm</i></p> <p><i>Gm</i></p> <p><i>C</i></p>	<p>in re- ply, E- cho- ing their joy- ous strains: Glo- --- --- --- --- --- --- --- --- --- --- --- --- --- --- ---</p>	<p><i>F</i></p>  <p><i>Bb</i></p>  <p><i>C</i></p>  <p><i>F</i></p>  <p><i>C</i></p>  <p><i>F</i></p>  <p><i>Bb</i></p> <p><i>F</i></p> <p><i>C</i></p> <p><i>F</i></p>	<p>--- --- --- --- ri- a, in ex- cel- sis De- --- --- o.</p>
--	--	--	---	--	--

Silent Night - 1

Slowly, with expression *b: 2*

Franz Gruber and Josef Mohr

Bb

4

Si-
—
lent
night,
ho-
—
ly
night,
F
All
is
calm,
Bb
all
is

Bb bright;
Eb round
yon
Vir-
gin
Bb Moth-
ther
and
Child;
Eb Ho-
ly
In-
fant,
so

Silent Night - 2

The image displays two musical staves for the song "Silent Night - 2".

Left Staff:

- Staff 1 (Bb):** Lyrics: *ten-der and mild,*. Notes: A yellow oval on the first line, a yellow circle on the second line, and a white oval on the third line.
- Staff 2 (F):** Lyrics: *Sleep in heav-en-ly*. Notes: A white oval on the first line, a white oval on the second line, and a yellow oval on the third line.
- Staff 3 (Bb):** Lyrics: *pea---ce*. Notes: A white oval on the first line, a white oval on the second line, and a white oval on the third line.
- Staff 4 (Bb):** Lyrics: *Sleep--- in*. Notes: A yellow oval on the first line, a yellow circle on the second line, and a white oval on the third line.

Right Staff:

- Staff 1 (F):** Lyrics: *heav-en-ly*. Notes: A yellow oval on the first line, a yellow circle on the second line, and a white oval on the third line.
- Staff 2 (Bb):** Lyrics: *peace.*. Notes: A white oval on the first line, a white oval on the second line, and a white oval on the third line.

Both staves have a green header with the number "4" and a yellow vertical bar on the right side.

The First Noel - 1

Moderately #: 2

The---

first---

No-

el,
the---

an-
gels
did
say,
was
to
cer-
tain
poor
shep-
herds
in

Traditional tune

fields
as
they
lay;
In---

fields---

where---

they
lay---

keep-
ing
their
sheep,
On
a
cold
win-
ter's

The First Noel - 2

4

D night---

G —

A that

D was---

A —

A so

D deep.

A No-

D el---

Bm ---, No-

F#m el,

D No-

G el,

D No-

A el,

4

Bm Born

D is

G the

D King---

Bm —

A of

D Is-

A —

D ra-

D el.

God Rest Ye Merry Gentlemen - 1

Traditional English Tune

With spirit #: 1

God
rest
ye
mer-
ry
gen-
tle-
men,
Let
no-
thing
you
dis-
may,
Re-

mem-
ber
Christ
our
Sa-
—
vior
Was
born
on
Christ-
mas
day,
To
save
us
all
from

God Rest Ye Merry Gentlemen - 2

<p>G</p> <p>B</p> <p>Em</p> <p>D</p> <p>Em</p> <p>G</p> <p>C</p> <p>G</p> <p>Em</p> <p>B</p>		<p>Sa- tan's pow'r when we were gone a- stray, And God send you a hap- — py new</p>	<p>Em</p> <p>D</p> <p>G</p> <p>D# dim</p> <p>G</p> <p>C</p> <p>G</p> <p>C</p> <p>G</p> <p>Em</p> <p>B</p> <p>Em</p>		<p>year, hap- py new year; And God send--- — you a hap- — py new year.</p>
--	--	---	---	--	--

O Come All Ye Faithful - 1

Canon Frederick Oakeley

Traditional tune

Joyfully #3

A guitar chord diagram for the Canon Frederick Oakeley version. It consists of 12 vertical fretboard columns. The first column is labeled '4' at the top. The strings are labeled on the left as A, E, A, D, A, E, F#m, E, and B. The lyrics are written to the right of the fretboard: O, come, all, ye, faith-ful, joy-ful, and tri-umph-ant, O come ye, O.

A guitar chord diagram for the Traditional tune version. It consists of 12 vertical fretboard columns. The first column is labeled '4' at the top. The strings are labeled on the left as E, A, E, F#m, E, B, E, A, Bm, A, E, A, E, A, F#m, and Bm. The lyrics are written to the right of the fretboard: come---, ---, ye, to, Beth---, le-hem!, Come, and, be-hold, him, born, the, king, of.

O Come All Ye Faithful - 2

E		an-

		gels!
A		O
		come,
E		let
A		us
E		a-
A		dore
		Him,
		O
		come,
E		let
A		us
E		a-
A		dore
E		Him,
A		O
Bm		come,
A	let	
E	us	
B	a-	

E		dore
A		Him---
D		---
A		Christ---

E		---
		the
A		Lord!

O Little Town of Bethlehem - 1

Phillips Brooks

Moderately #: 1

System 1:

- Chord: G
- Lyrics: O
- Chord: G
- Lyrics: lit-
- Chord: C#dim
- Lyrics: tle
- Chord: G
- Lyrics: town
- Chord: Fdim
- Lyrics: of
- Chord: Am
- Lyrics: Beth--
- Chord: Am
- Lyrics: le-
- Chord: D
- Lyrics: hem,
- Chord: G
- Lyrics: How
- Chord: D
- Lyrics: still
- Chord: G
- Lyrics: we---
- Chord: D
- Lyrics: —
- Chord: G
- Lyrics: see
- Chord: D
- Lyrics: thee
- Chord: G
- Lyrics: lie!
- Chord: G
- Lyrics: A-

System 2:

- Chord: G
- Lyrics: bove
- Chord: E
- Lyrics: thy
- Chord: Am
- Lyrics: deep
- Chord: Am
- Lyrics: and
- Chord: Am
- Lyrics: dream-
- Chord: Am
- Lyrics: less
- Chord: Am
- Lyrics: sleep,
- Chord: G
- Lyrics: The
- Chord: D
- Lyrics: si-
- Chord: G
- Lyrics: lent---
- Chord: Bm
- Lyrics: —
- Chord: D
- Lyrics: stars
- Chord: D
- Lyrics: go
- Chord: G
- Lyrics: by;
- Chord: G
- Lyrics: Yet
- Chord: G
- Lyrics: in
- Chord: Cdim
- Lyrics: thy
- Chord: C#dim
- Lyrics: dark
- Chord: C#dim
- Lyrics: streets

O Little Town of Bethlehem - 2

The image displays two systems of musical notation for the second part of the carol. Each system consists of a guitar chord diagram on the left and the corresponding lyrics on the right. The chord diagrams are on a six-string guitar with a 4/4 time signature. The first system covers the lyrics 'shin-eth, The ever-last-ing Light;'. The second system covers 'The hopes and fears of all the years are met in thee to-night.'.

Chord	Lyrics
B	shin-
B	eth,
B	The
Em	ev-
B	er-
Em	last-
Cdim	ing
B	Light;
G	The
G	hopes
G	and
C#dim	fears
G	of
E	all
Am	the
Am	years
C#dim	are
F#	met
G	in
G	thee
D	to-
G	night.

Page is Blank