


Bible Songs for Kids

PG-18

***Grand Staff Prep
on a Timeline***



Note Colors

Sharps - #

Naturals

Flats - b

***From the Music
Innovators Workshop***

Contents

| | |
|--|----|
| <i>Introduction</i> | 3 |
| <i>Deep and Wide</i> | 4 |
| <i>Do Lord</i> | 6 |
| <i>Down in My Heart</i> | 8 |
| <i>Heavenly Sunshine</i> | 10 |
| <i>Jesus Bid Us Shine</i> | 12 |
| <i>Jesus Loves Me</i> | 14 |
| <i>Jesus Loves the Little Children</i> | 16 |
| <i>Oh How I Love Jesus</i> | 18 |
| <i>Praise Him, Praise Him</i> | 20 |
| <i>Rise and Shine</i> | 22 |
| <i>The B-I-B-L-E</i> | 24 |
| <i>This Little Light of Mine</i> | 26 |
| <i>Whisper a Prayer</i> | 28 |

A Note for Your Teacher

This unit is notated with our Grand Staff Prep (PG) version of traditional notation. Pitch is notated with the traditional bass and treble clefs. Rhythm is notated on a timeline. As shown on the cover, all notes are color coded to identify the notes as naturals, sharps, and flats.

This version is for those who are learning to read and play from traditional notation but are not yet skilled enough at reading the note names and key signatures to be able to play music at the intended tempos. This version enables students to play lots of wonderful music while still learning to read music skillfully.

With this version, students actually don't need to know the name of a single note to be able to play the music. BUT do have to develop some skill at identifying the names and addresses of the 12 keys of an octave group on the KEYBOARD: (ABCDEFG and 12345).

Here's the general plan used for labeling the notes of a melody in this unit. (This plan applies only to the notes of melodies, not to chord symbols.)

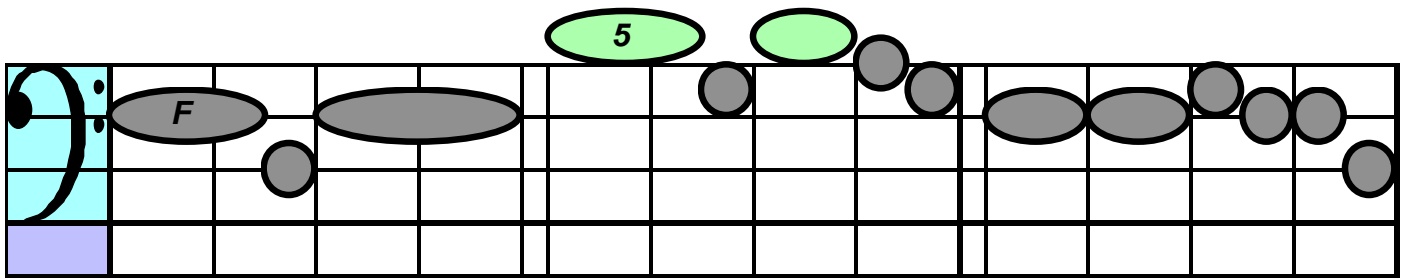
Melody notes (that form an interval from the previous note) are labeled with their (letter) names or (numeric addresses) EXCEPT for notes that are only a SMALL interval from the previous note. This results in some melodies having many labels and other melodies having very few labels. =====
Notes that are NOT labeled form intervals of: 1. a HOP (repeated key), 2. a STEP to the next key - white or black. 3. a SKIP over a white key (major and minor 3rds), 4. a JUMP to a more distant key when the jump is a repeat of the previous key just played.

The intervals not labeled are those that can easily be recognized. The LABELED notes are the first note on a page and those forming the larger intervals, which are harder to read because of their larger size. They are best read from their names and addresses, which are the labeled notes in this version.

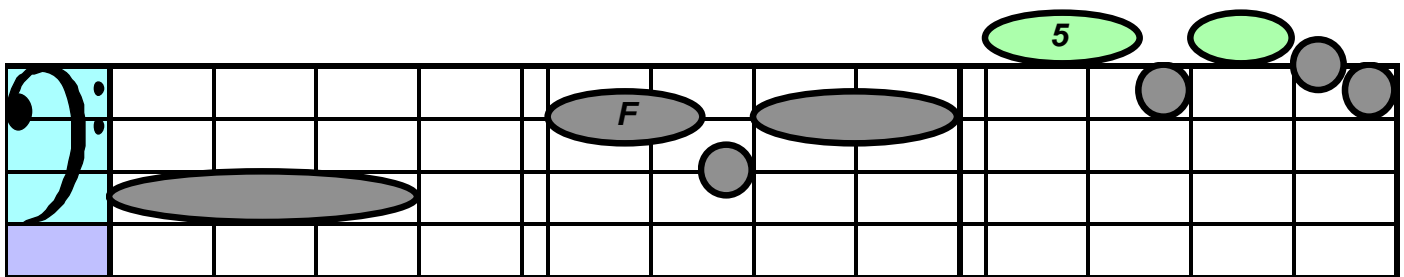
Deep and Wide

Psalm 36:9

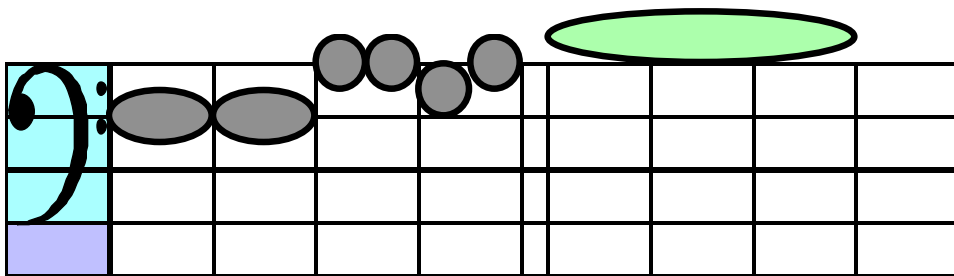
Brightly b: 2 4/4



Deep and wide, deep and wide, There's a foun-tain flow-ing deep and



wide. Deep and wide, deep and wide, There's a



foun-tain flow-ing deep and wide.

Deep and Wide

Psalm 36:9

Brightly b: 2 4/4

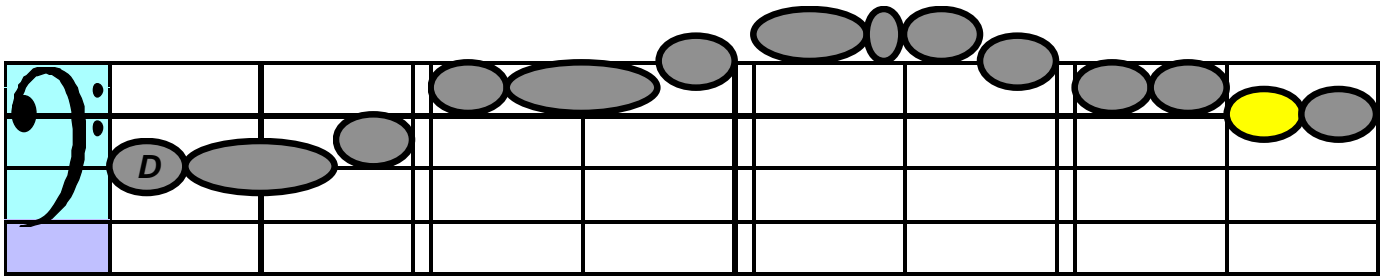
Deep and wide, deep and wide, There's a foun-tain flow-ing deep and

wide. Deep and wide, deep and wide, There's a

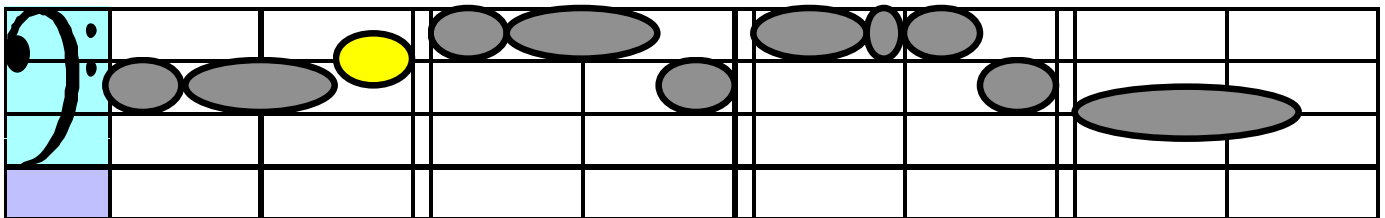
foun-tain flow-ing deep and wide.

Do Lord - Chorus

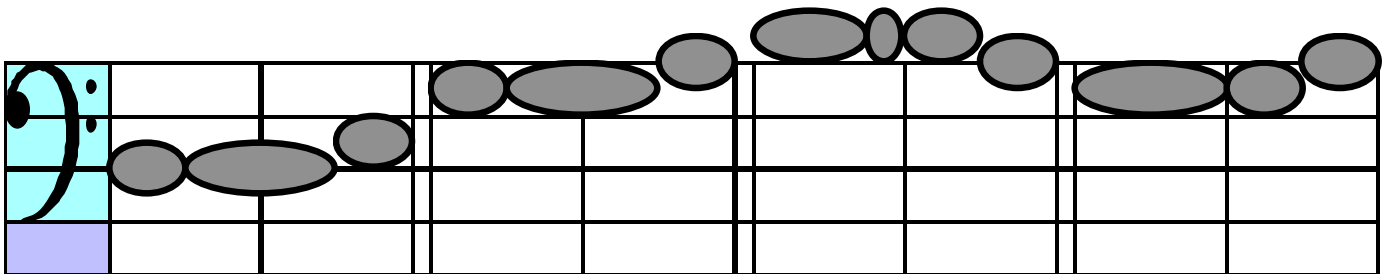
Brightly #: 1 2/4



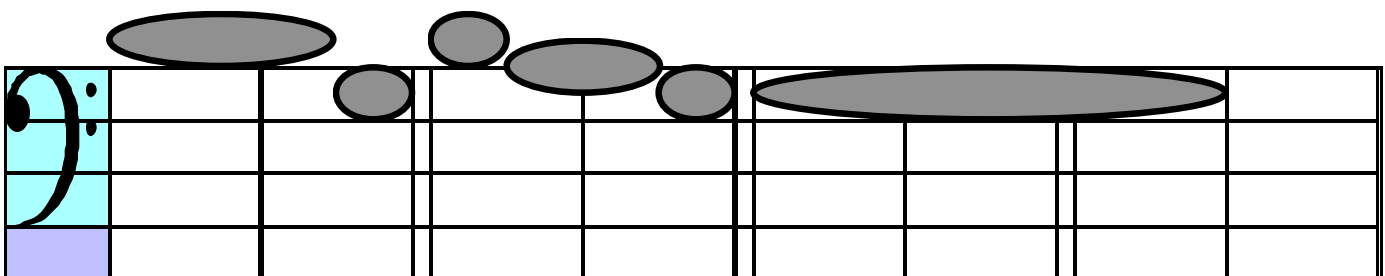
Do Lord, oh, do Lord, oh, do re-mem-ber me, Oh, Lord-y



Do Lord, oh, do Lord, oh, do re-mem-ber me,



Do Lord, oh, do Lord, oh, do re-mem-ber me, Look a-



way be-yond -- the blue.

Do Lord - Chorus

Brightly #: 1 2/4

G

D

Do Lord, oh, do Lord, oh, do re-mem-ber me, Oh, Lord-y

C G

C G

Do Lord, oh, do Lord, oh, do re-mem-ber me,

Do Lord, oh, do Lord, oh, do re-mem-ber me, Look a-

D7 G

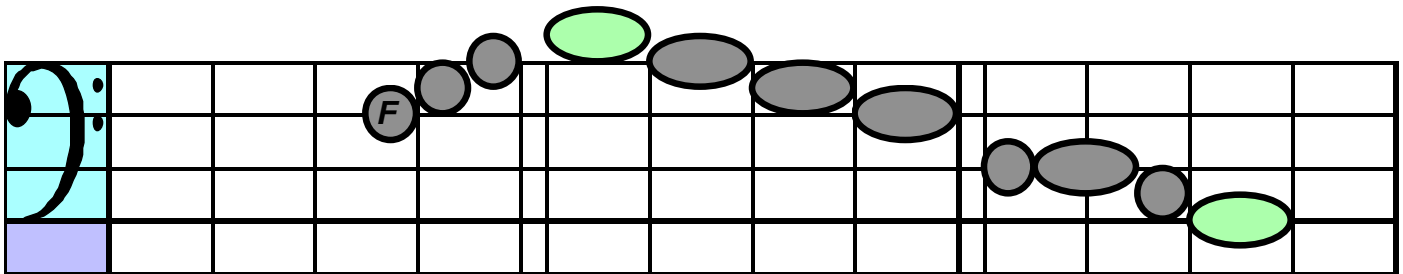
D7 G

way be-yond -- the blue.

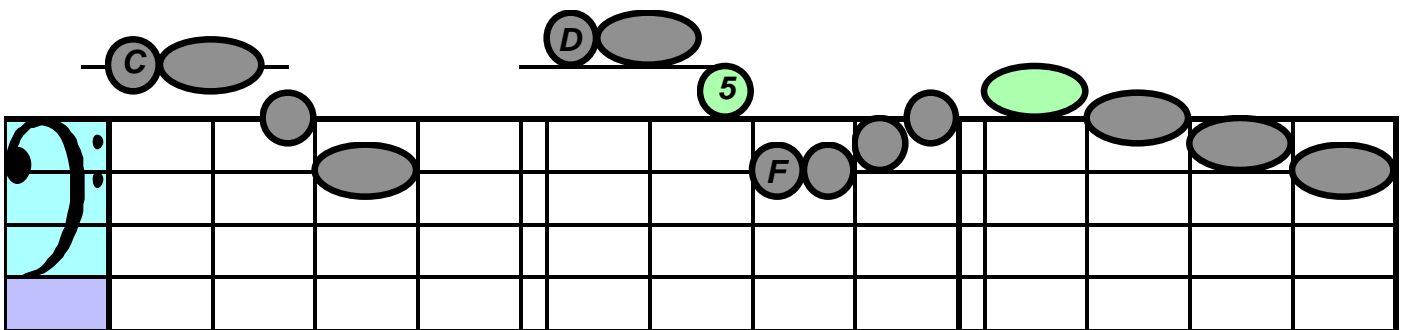
Down in My Heart

Happily b: 2 4/4

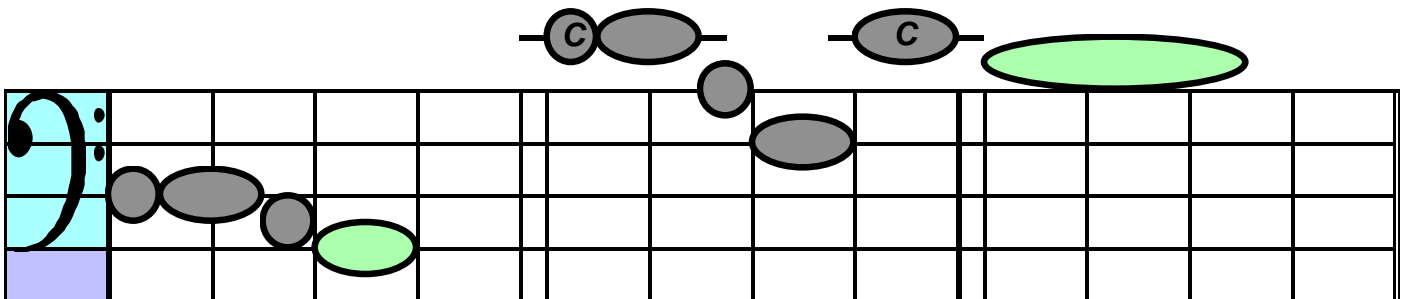
George W. Cooke



I have the joy, joy, joy, joy, down in my heart,



down in my heart, down in my heart, I have the joy, joy, joy, joy,



down in my heart, down in my heart to stay.

Down in My Heart

Happily b: 2 4/4

George W. Cooke

Bb

I have the joy, joy, joy, joy, down in my heart,

F7 **Bb**

down in my heart, down in my heart, I have the joy, joy, joy, joy,

F7 **Bb**

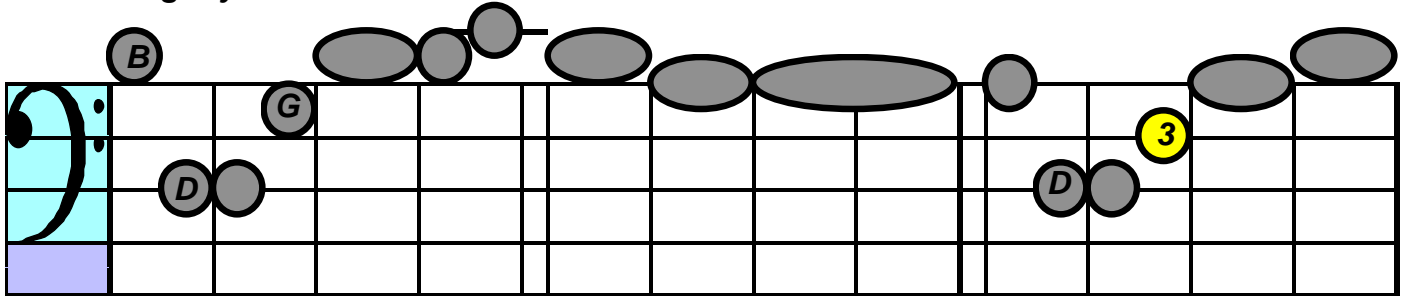
down in my heart, down in my heart to stay.

Jesus Bids Us Shine

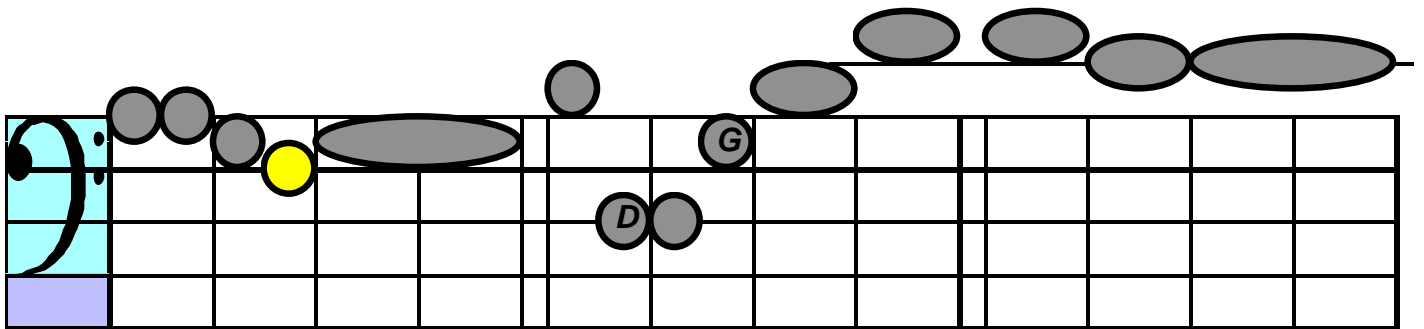
Susan B. Warner

W.E.M. Hackleman

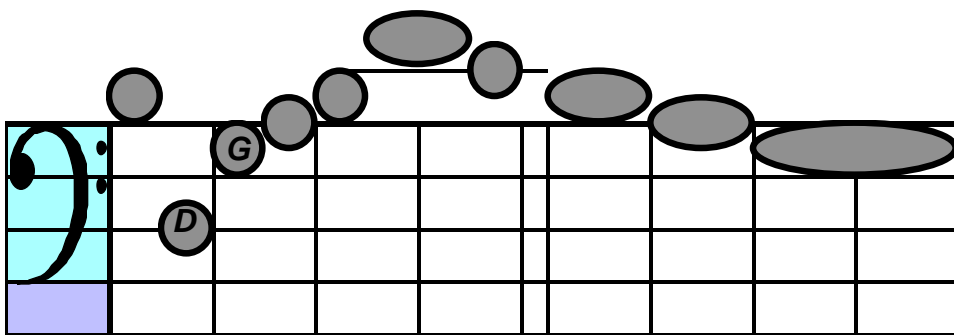
Brightly #: 1 4/4



Je-sus bids us shine with a clear, pure light, Like a lit-tle can-dle



burn-ing in the night; In this world of dark-ness, we must shine,



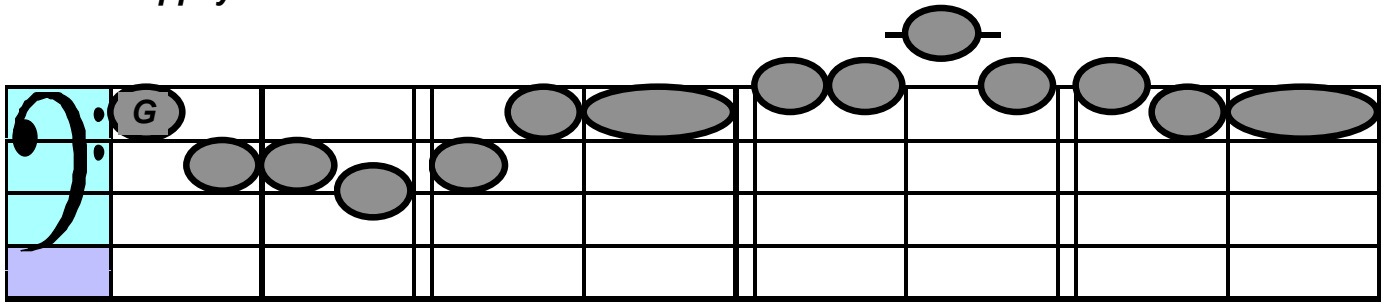
You in your small cor-ner, and I in mine.

Jesus Loves Me

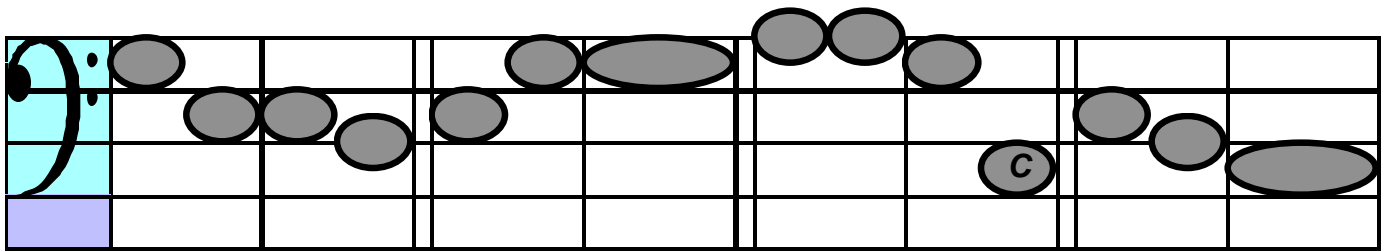
Mark 10:14

Wm. B. Bradbury

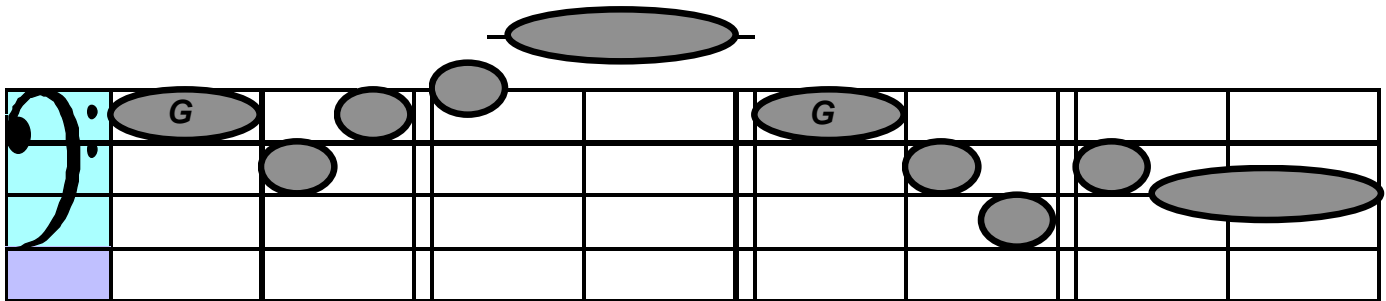
Happily #/b: 0 2/4



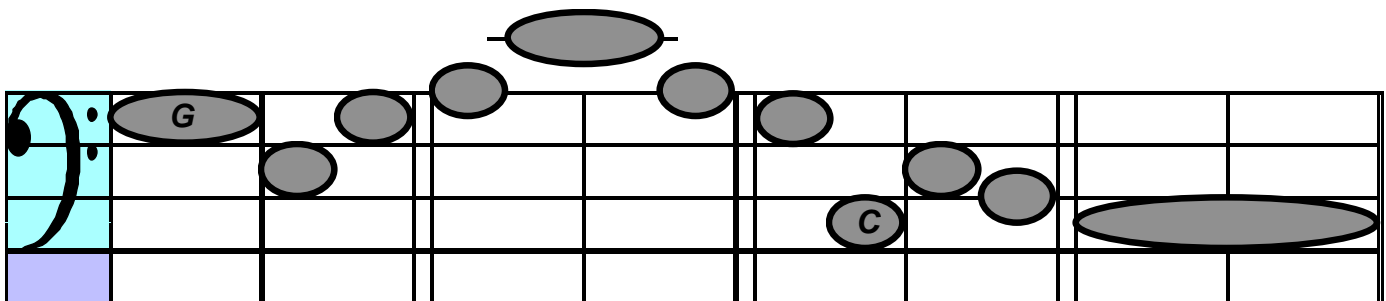
Je-sus loves me, this I know for the Bi-ble tells me so;



Lit-tle ones to Him be-long, They are weak, but He is strong.



Yes, Je-sus loves me, Yes, Je-sus loves me,



Yes, Je-sus loves me, The Bi-ble tells me so.

Jesus Loves Me

Mark 10:14

Wm. B. Bradbury

Happily #/b: 0 2/4

C G C F C

Je-sus loves me, this I know for the Bi-ble tells me so;

G C F C G7 C

Lit-tle ones to Him be-long, They are weak, but He is strong.

F C G7

Yes, Je-sus loves me, Yes, Je-sus loves me,

C F C G7 C

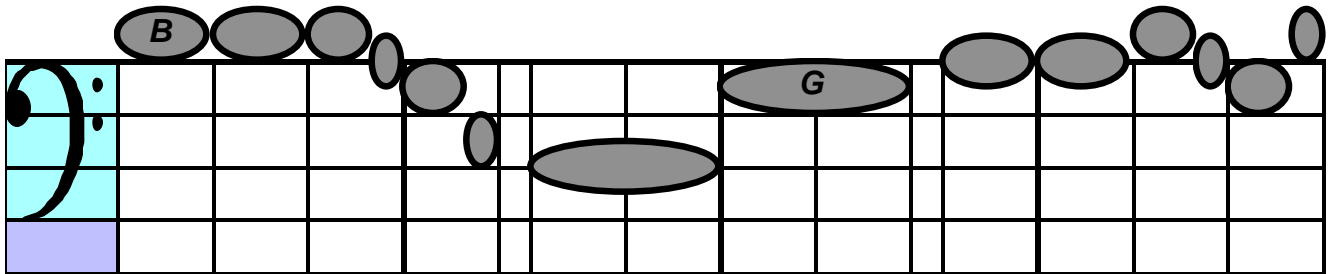
Yes, Je-sus loves me, The Bi-ble tells me so.

Jesus Loves the Little Children

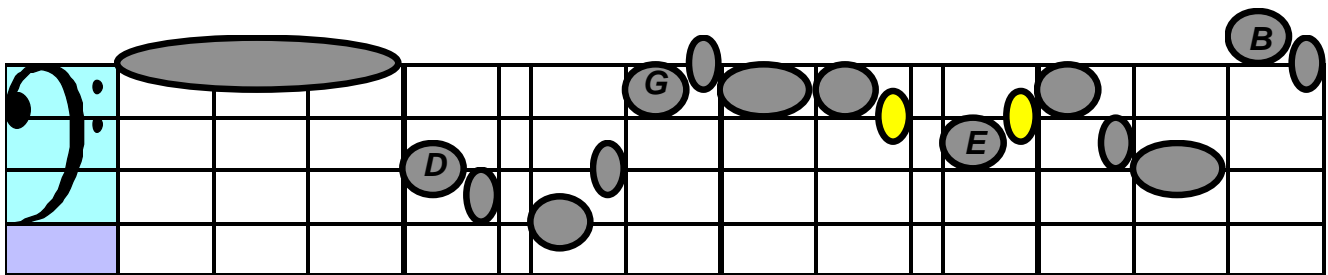
C.H. Woolston

George F. Root

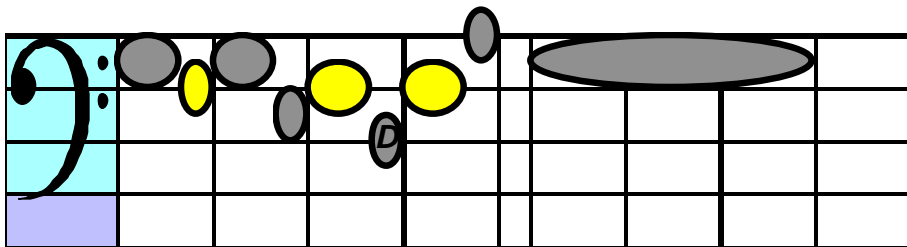
Bouncy #: 1 4/4



Je-sus loves the lit-tle chil-dren, All the chil-dren of the



World, Red and yel-low, black and white, They are pre-cious in sight, Je-sus



loves the lit-tle chil-dren of the world.

Jesus Loves the Little Children

C.H. Woolston

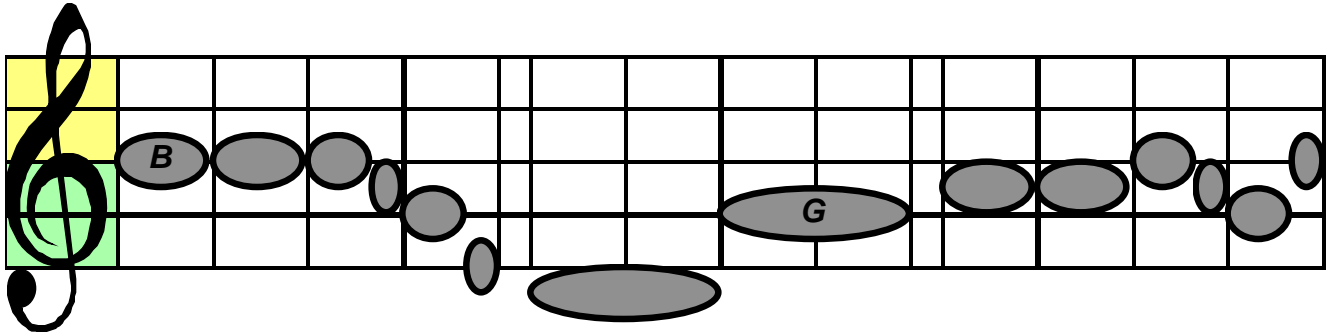
George F. Root

Bouncy #: 1 4/4

G

D7

G



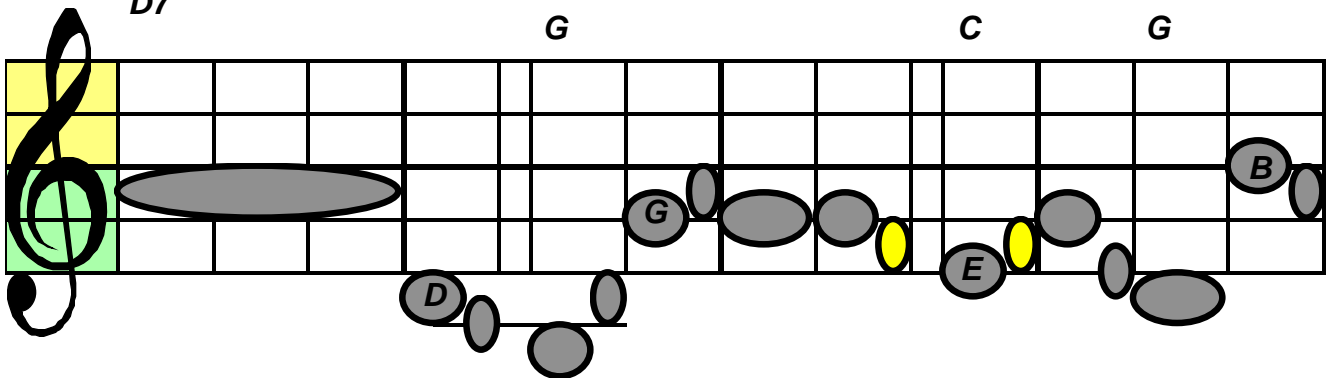
Je-sus loves the lit-tle chil-dren, All the chil-dren of the

D7

G

C

G

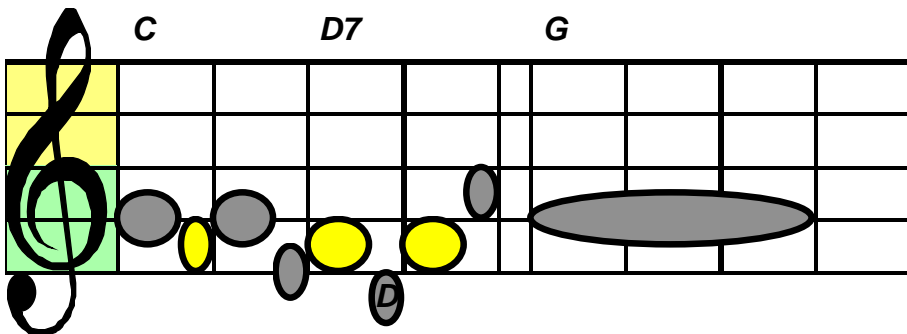


World, Red and yel-low, black and white, They are pre-cious in sight, Je-sus

C

D7

G

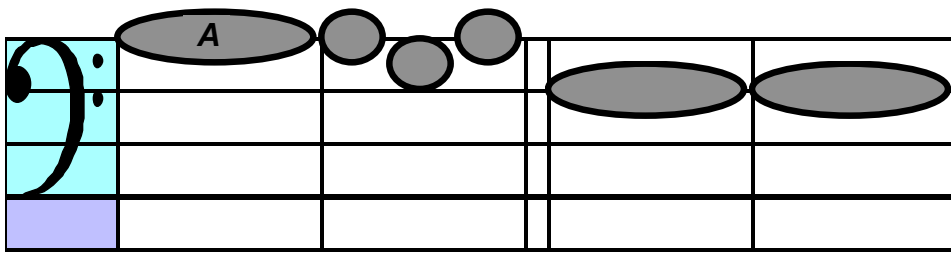


loves the lit-tle chil-dren of the world.

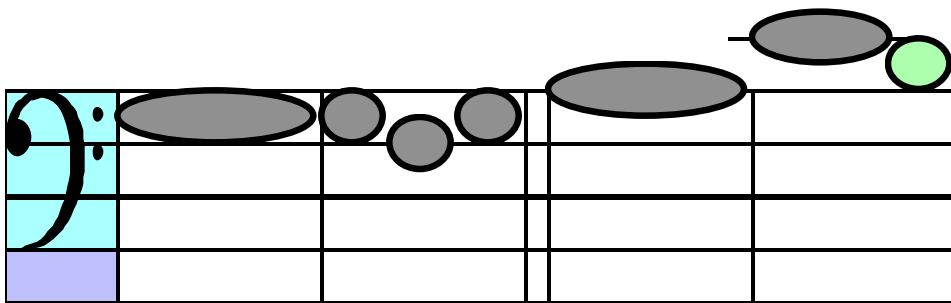
Oh, How I Love Jesus

Brightly b: 1 6/8

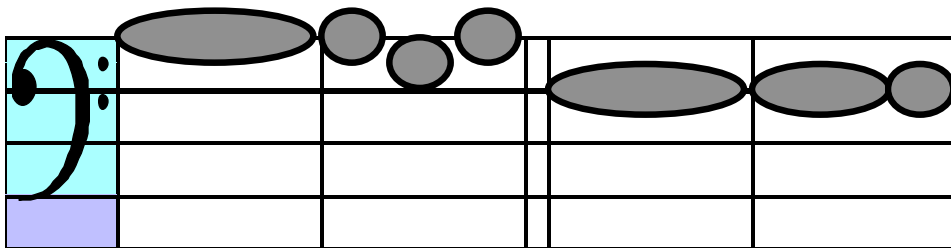
Frederick Whitfield



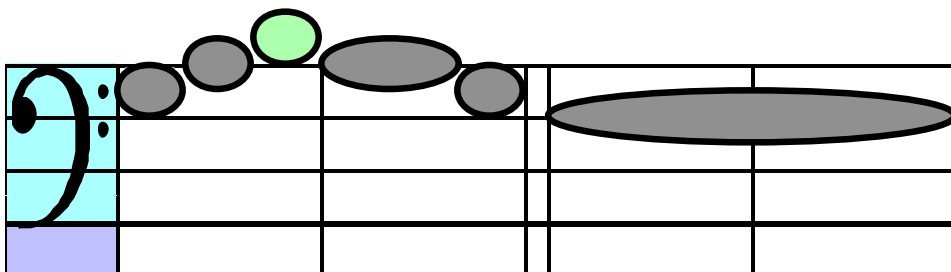
Oh, how I love Je-sus,



Oh, how I love Je-sus ---,



Oh, how I love Je-sus be-



cause --- He first loved me.

Oh, How I Love Jesus

Brightly *b: 1 6/8*

Frederick Whitfield

F

Oh, how I love Je-sus,

C7 *F*

Oh, how I love Je-sus ---,

F

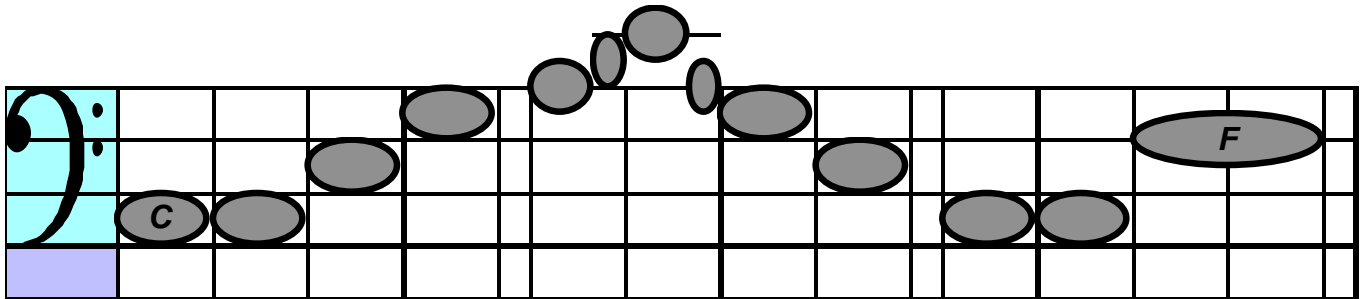
Oh, how I love Je-sus be-

Bb *F* *C7* *F*

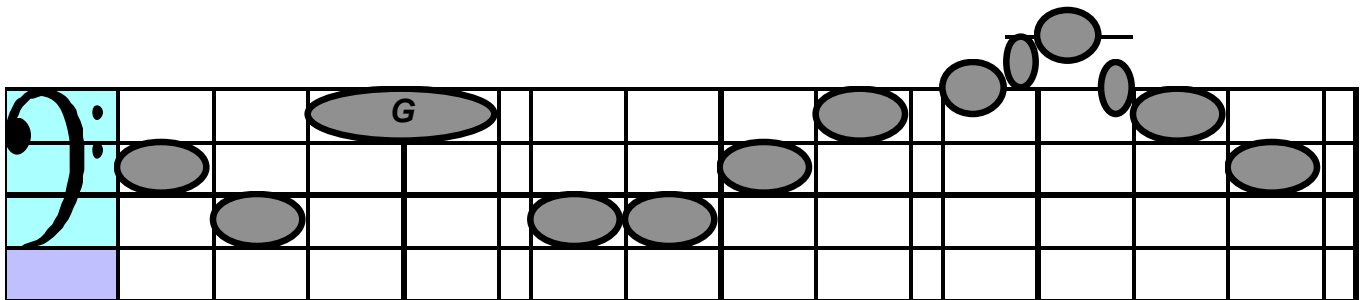
cause --- He first loved me.

Praise Him, Praise Him

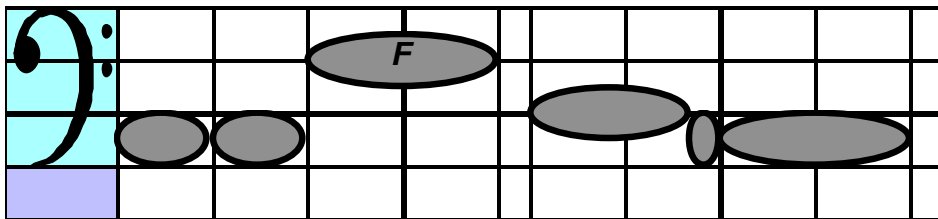
Brightly #/b: 0 4/4



Praise Him, praise Him, all the lit-tle chil-dren, God is love,



God is love, Praise Him, praise Him, all the lit-tle chil-dren,



God is love, God is love.

Praise Him, Praise Him

Brightly #/b: 0 4/4

C F C F

Praise Him, praise Him, all the lit-tle chil-dren, God is love,

C G7 C F C

God is love, Praise Him, praise Him, all the lit-tle chil-dren,

F G7 C

God is love, God is love.

Rise and Shine

Spiritual

Brightly #/b: 0 4/4

C F C

Rise -- and shine -- and give God the glo-ry, glo-ry, Rise -- and shine -- and

F C F C

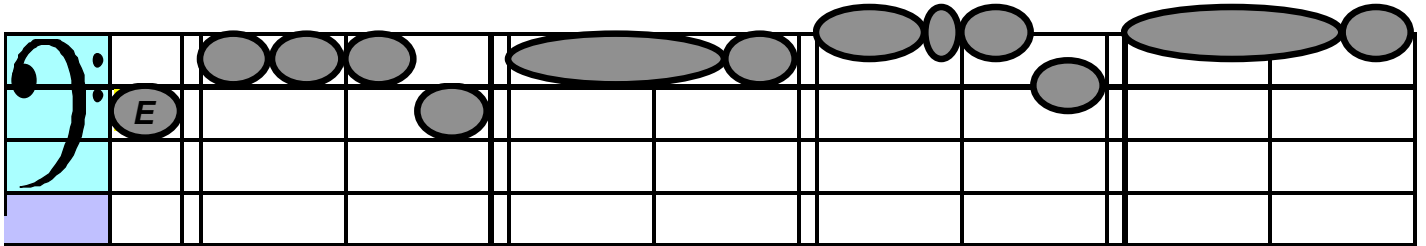
give God the glo-ry, glo-ry, Rise and shine and give God the glo-ry, glo-ry,

G7 C

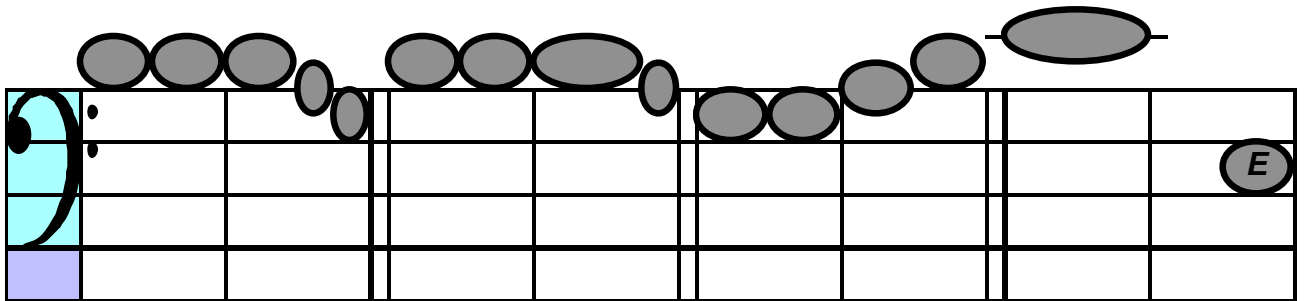
chil-dren of the Lord ---.

The B-I-B-L-E

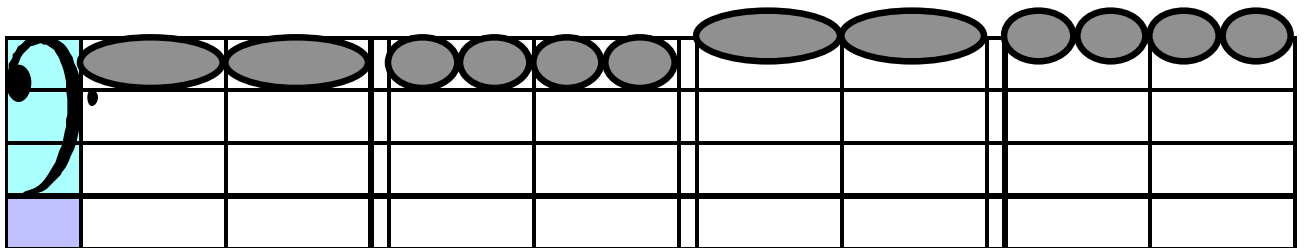
Brightly #/b: 0 2/4



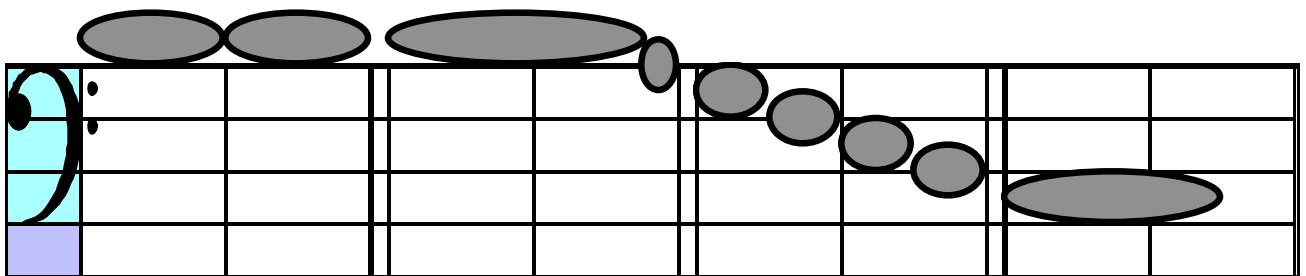
The B-I-B-L-E, yes that's the book for me, I



stand a-lone on the word of God, the B-I-B-L-E. The



B-I-B-L-E, yes, that's the book for me, I



stand a-lone, The B-I-B-L-E.

The B-I-B-L-E

Brightly #/b: 0 2/4

C F

The B-I-B-L-E, yes that's the book for me, I

G7 C

stand a-lone on the word of God, the B-I-B-L-E. The

F

B-I-B-L-E, yes, that's the book for me, I

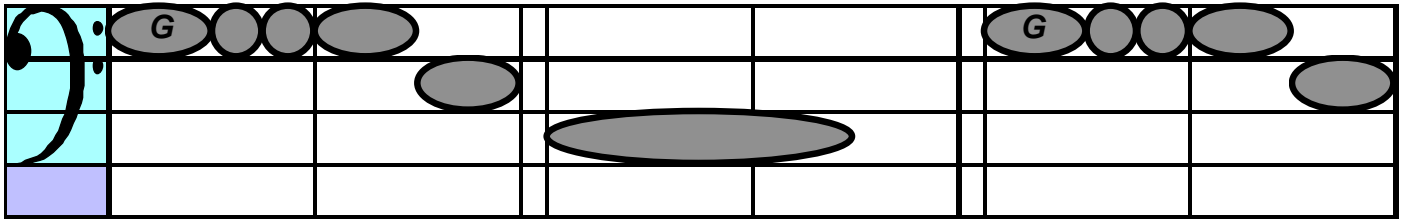
G7 C

stand a-lone, The B-I-B-L-E.

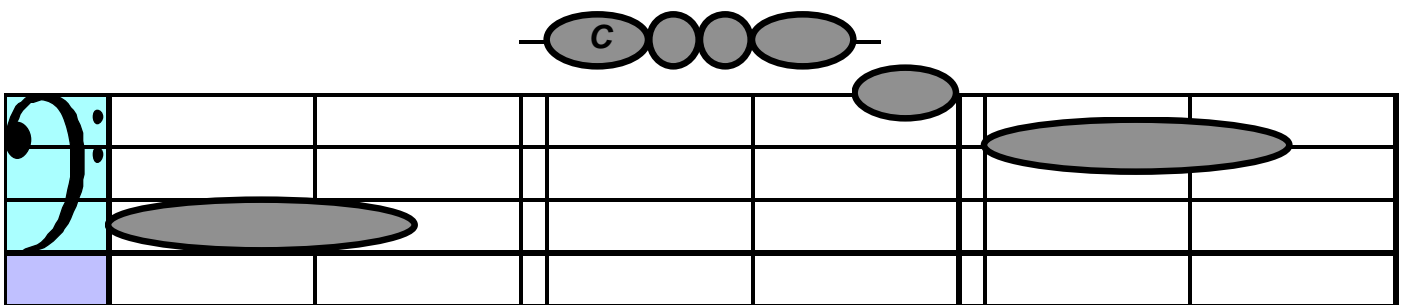
This Little Light of Mine

Matthew 5:15-16

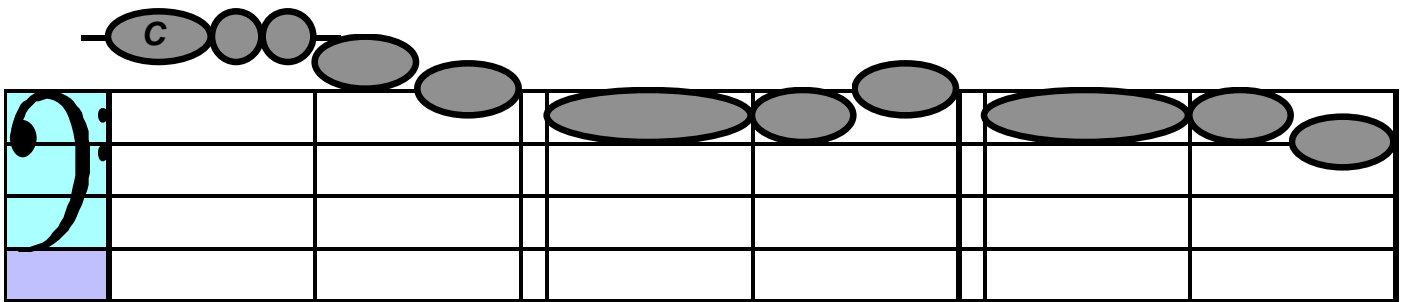
Brightly #/b: 0 2/4



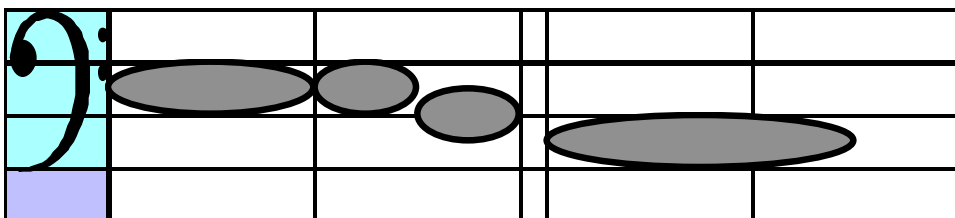
This lit-tle light of mine, I'm gon-na let it



shine, This lit-tle light of mine,



I'm gon-na let it shine, let it shine, let it



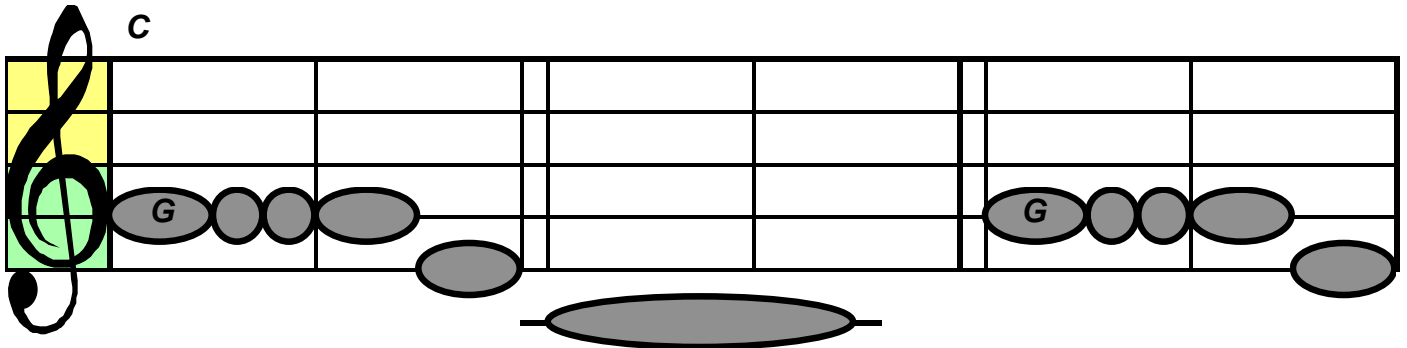
shine, let it shine.

This Little Light of Mine

Matthew 5:15-16

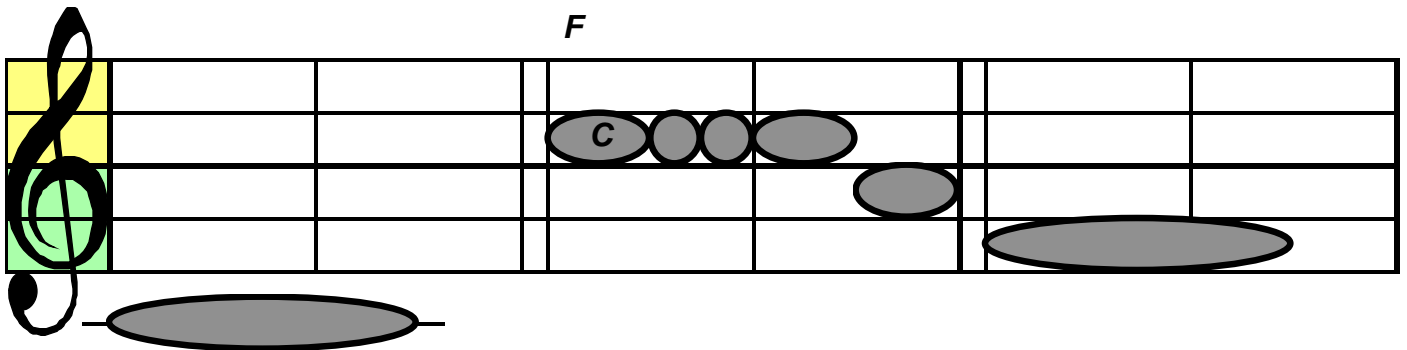
Brightly #/b: 0 2/4

C



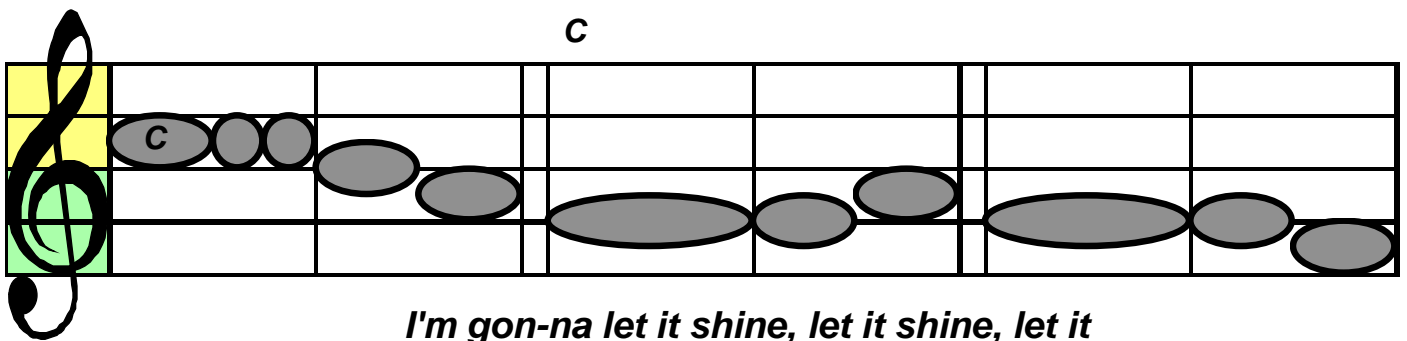
This lit-tle light of mine, I'm gon-na let it

F



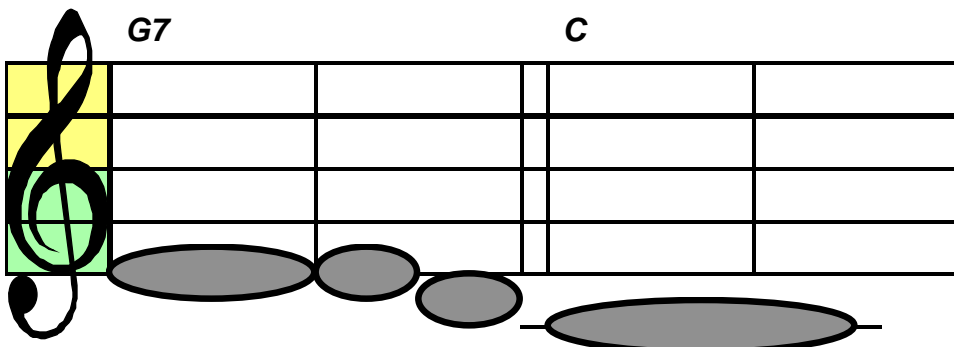
shine, This lit-tle light of mine,

C



I'm gon-na let it shine, let it shine, let it

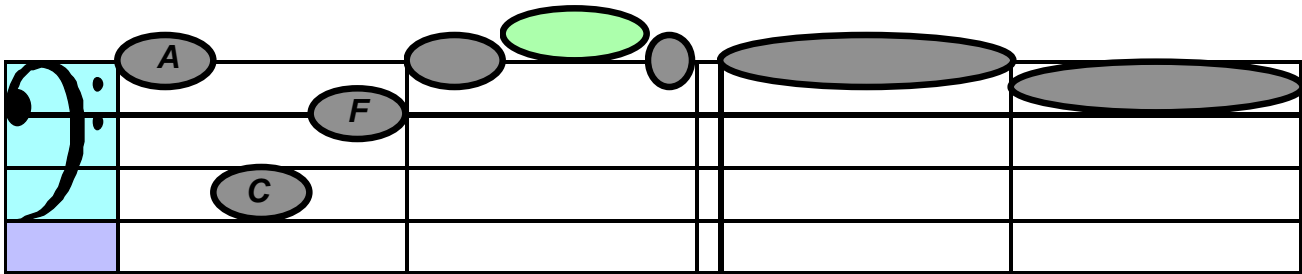
G7 C



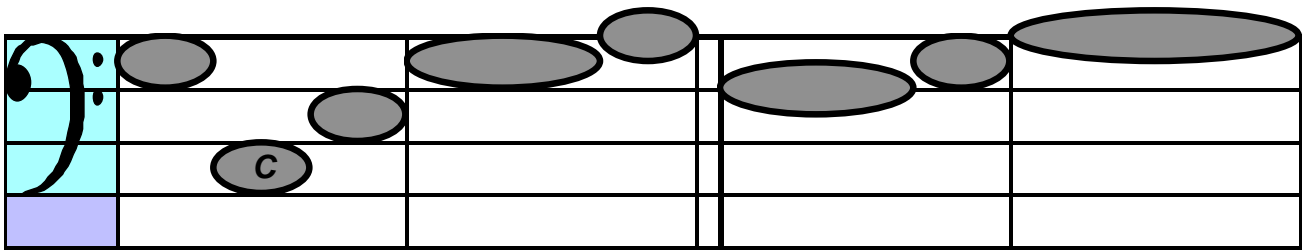
shine, let it shine.

Whisper a Prayer

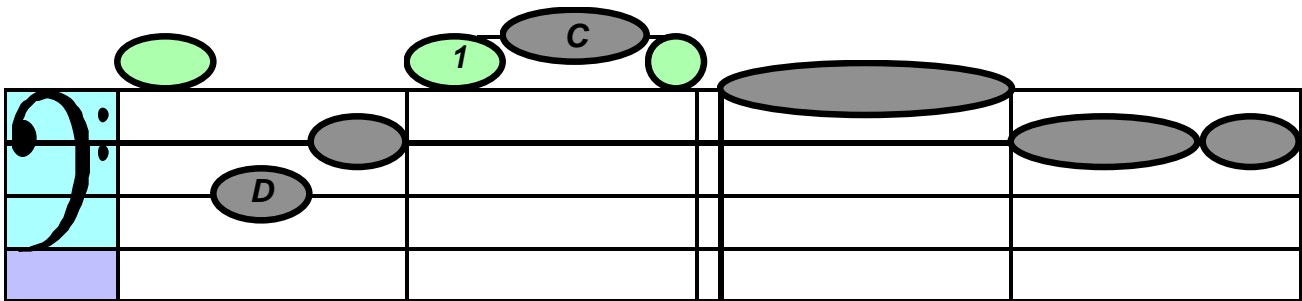
Reverently *b: 1 6/8*



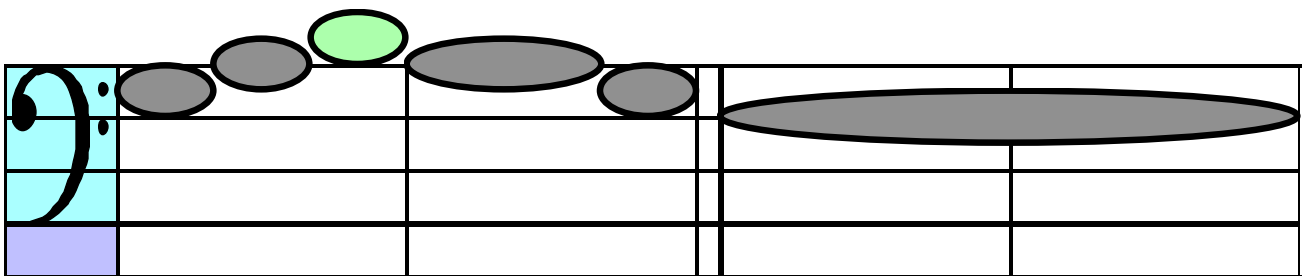
Whis-per a pray'r in the morn-ing,



Whis-per a pray'r at noon, --- ---



Whis-per a pray'r in the eve-ning, To



keep --- your heart in tune.

Whisper a Prayer

Reverently b: 1 6/8

F **C7**

Whis-per a pray'r in the morn-ing,

F

Whis-per a pray'r at noon, --- ---

Bb **F**

Whis-per a pray'r in the eve-ning, To

Bb **F** **C7** **F**

keep --- your heart in tune.

Page is Blank